

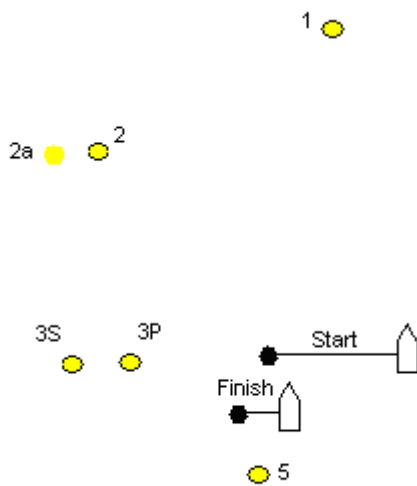
UKNCCA COURSES APPENDIX 1ST VERSION 2012

- The courses are as set out below.
- The marks are to be rounded in the order specified in writing, with “p” indicating that the mark is to be left to port and “s” indicating that it is to be left to starboard.
- The diagrams indicate the approximate relationships of the marks, but are not to scale and both the angles of the legs and the relative lengths of the legs may differ from those shown.
- When there is a gate, boats shall sail between the gate marks from the direction of the previous mark and round either gate mark. The gate marks will not necessarily be square to the wind or equidistant from the preceding or succeeding mark.
- The finishing boat may or may not be the same boat as the committee boat used to start the race.

Course “A” (IC Flag “A”, Trapezoid – outer loops)

Start, 1(p), 2(p), Gate (3S(s) or 3P(p)), 2(p), 2a(p), Gate (3S(s) or 3P(p)), 2(p), 2a(p), 3P(p), 5(p), Finish.

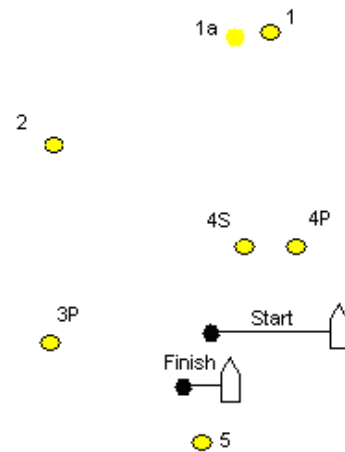
The finishing line may or may not be in the same position as the starting line.



Course “B” (IC Flag “B”, Trapezoid – inner loop)

Start, 1(p), 1a(p), Gate (4S(s) or 4P(p)), 1(p), 1a(p), Gate (4S(s) or 4P(p)), 1(p), 1a(p), 2(p), 3P(p), 5(p), Finish.

The finishing line may or may not be in the same position as the starting line.

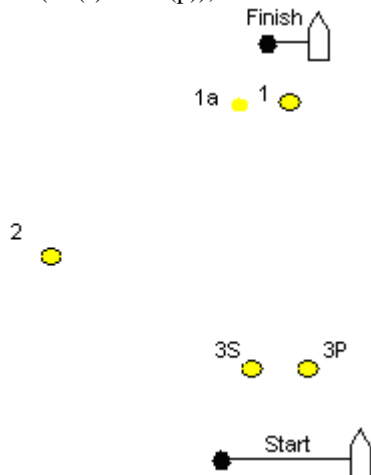


Course “C” (IC Flag “C”, Triangle, sausage, sausage with spacer for sausages, windward finish intended)

Start, 1(p), 2(p), 3P(p),

1(p), 1a(p), Gate (3S(s) or 3P(p)),

1(p), 1a(p), Gate (3S(s) or 3P(p)), Finish.



Course “D” (IC Flag “D”, Triangle, sausage, sausage with spacer for sausages, leeward finish intended)

Start, , 1(p), 2(p), 3P(p),

1(p), 1a(p), Gate (3S(s) or 3P(p)),

1(p), 1a(p), 3P(p), Finish.

